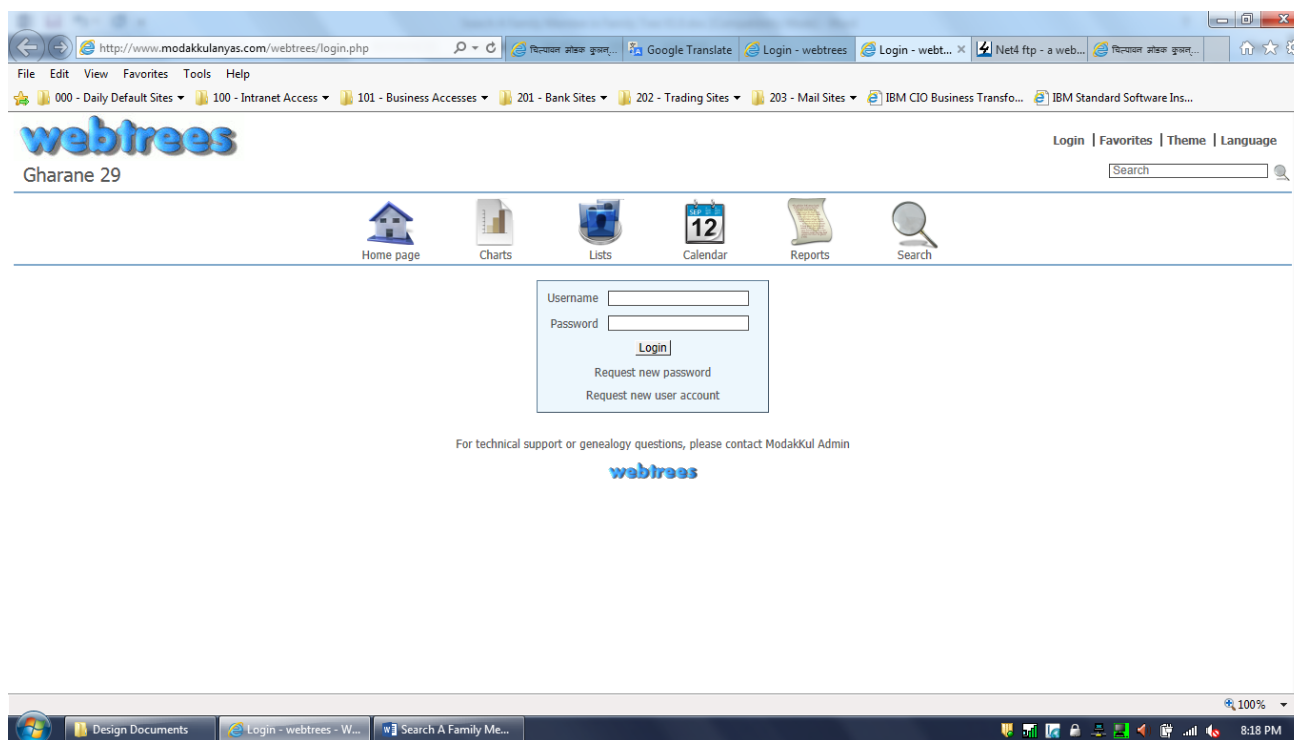
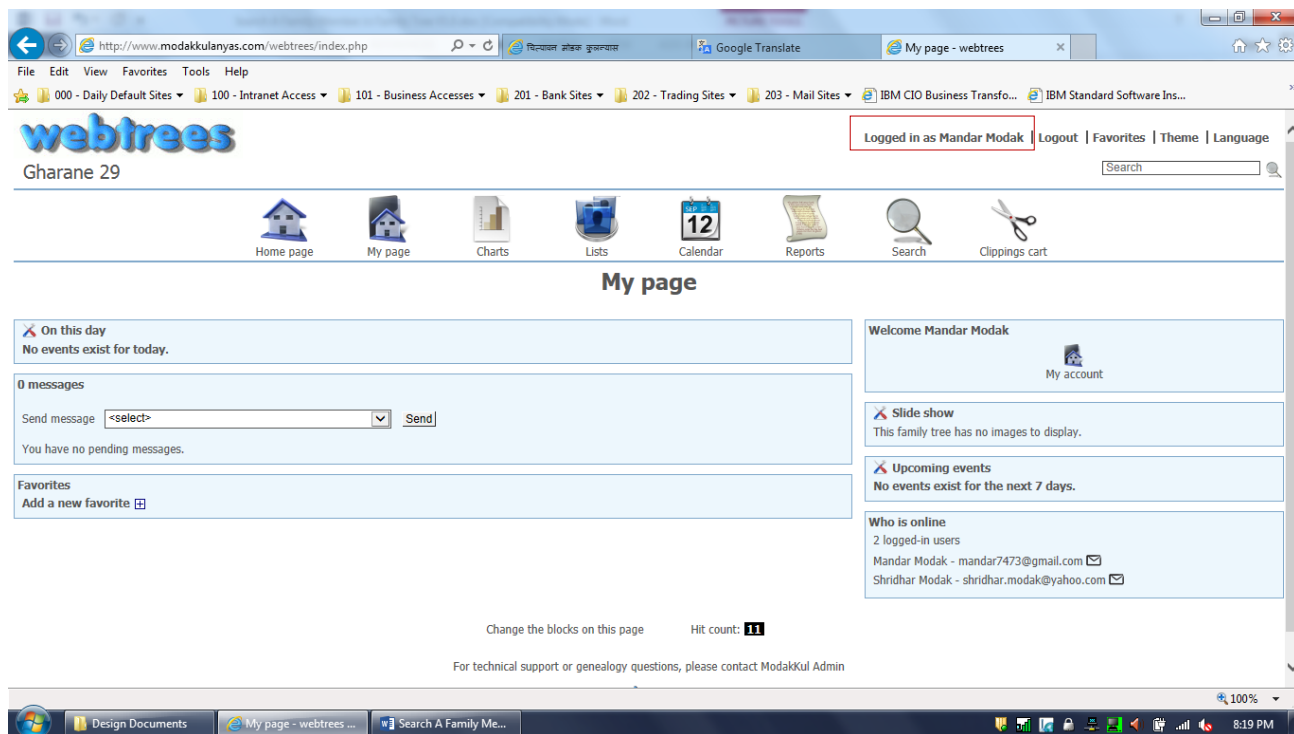


Guidelines for searching a person in On-Line Kulavruttant

1. Open the website <http://www.modakkulanyas.com/home.shtml>
2. Go to page [कुलवृत्तांत](#) & Click on link [ऑनलाइन कुलवृत्तांत](#) which will display below page



3. Login to On-Line Kulavruttant by using the login & password created by you already
4. After login you will see below page by indicating that you are logged in as shown in below page. The name shown in-front of Logged In is the one which is provided by you while creating user.



Once you enter the On-Line Kulavruttant site there are 3 ways to search a person in On-Line Kulavruttant

Pls press **Ctrl + Mouse Click** on anyof the below links to go to that method details

1. [Method 1 → Global Search](#)
2. [Method 2 → General Search](#)
3. [Method 3 → Advanced Search](#)

Method 1 → Global Search

- This method allow you to search a specific person with his First Name across all the Family trees.
- Enter the First Name of the person in the Search box as shown in the below screen & Press **Enter**

http://www.modakkulanyas.com/webtrees/index.php

webtrees

Logged in as Mandar Modak | Logout | Favorites | Theme | Language

Manohar

Home page My page Charts Lists Calendar Reports Search Clippings cart

My page

On this day
No events exist for today.

0 messages
Send message <select> Send
You have no pending messages.

Favorites
Add a new favorite

Welcome Mandar Modak
My account

Slide show
This family tree has no images to display.

Upcoming events
No events exist for the next 7 days.

Who is online
2 logged-in users
Mandar Modak - mandar7473@gmail.com
Shridhar Modak - shridhar.modak@yahoo.com

Change the blocks on this page Hit count: 11

For technical support or genealogy questions, please contact ModakKul Admin

Design Documents My page - webtrees... Search A Family Me...

8:26 PM

- After pressing the **Enter** button you will see below screen with list of all the person having the First Name specified by you

http://www.modakkulanyas.com/webtrees/search.php

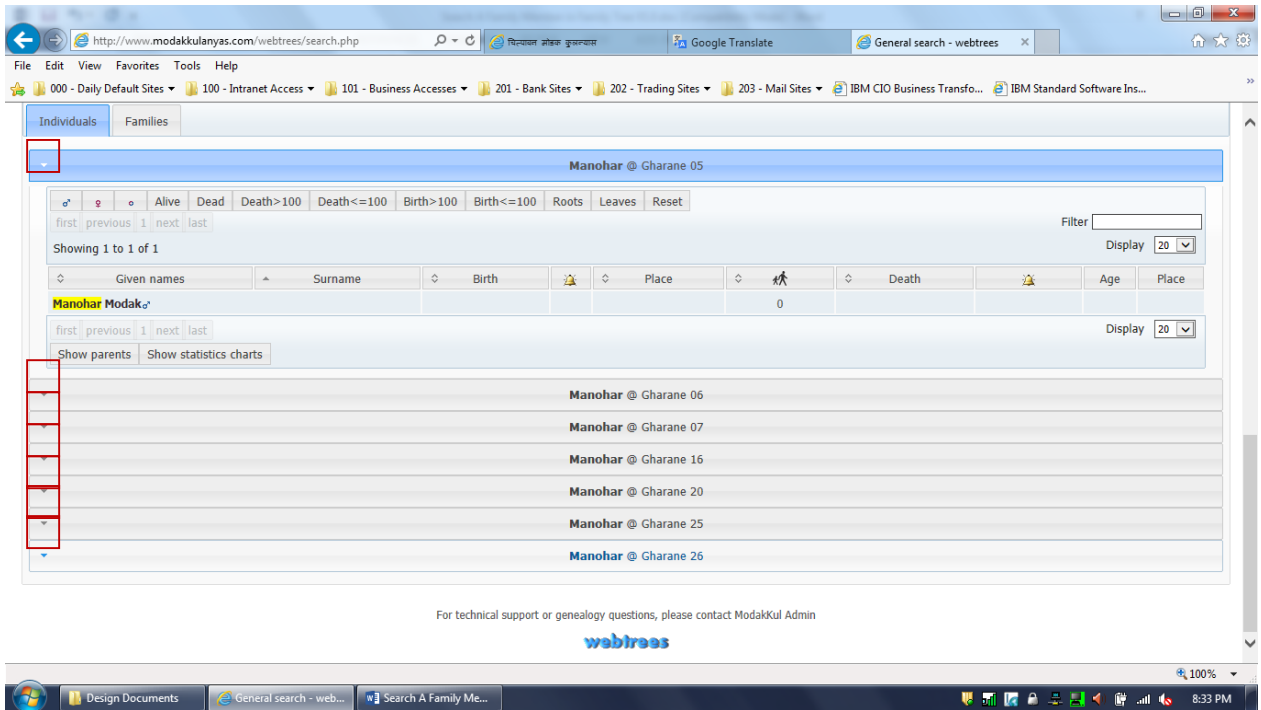
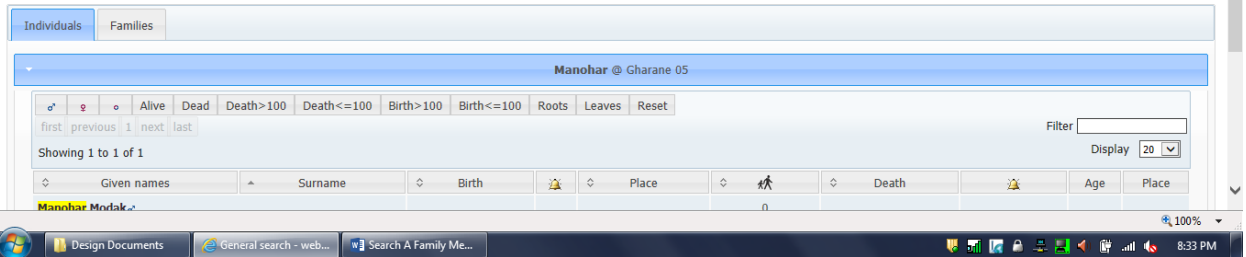
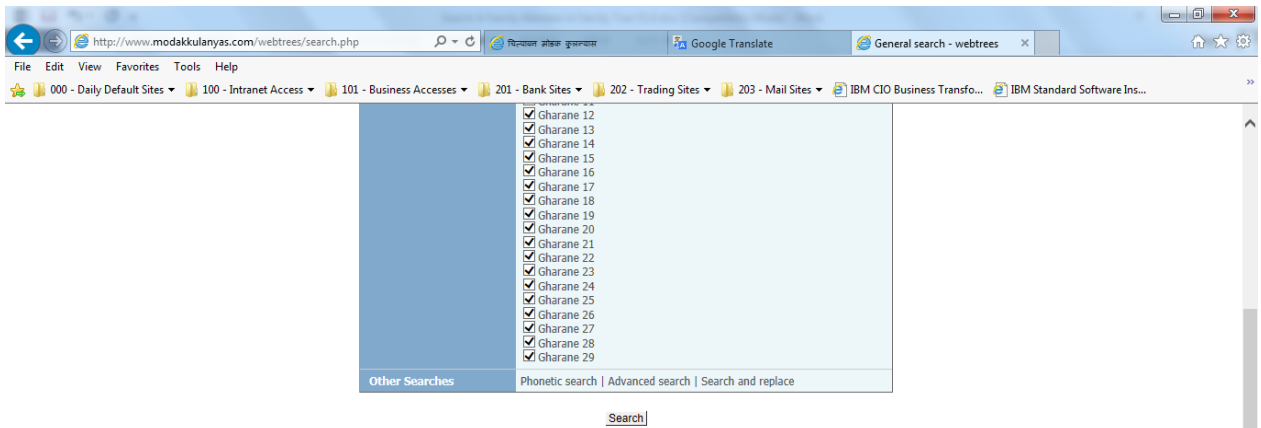
General search

Search for Manohar

Records	<input checked="" type="checkbox"/> Individuals <input checked="" type="checkbox"/> Families <input checked="" type="checkbox"/> Sources <input checked="" type="checkbox"/> Shared notes
Associates	<input type="checkbox"/> Show related individuals/families select all select none invert selection
Family trees	<input checked="" type="checkbox"/> Gharane 01 <input checked="" type="checkbox"/> Gharane 02 <input checked="" type="checkbox"/> Gharane 03 <input checked="" type="checkbox"/> Gharane 04 <input checked="" type="checkbox"/> Gharane 05 <input checked="" type="checkbox"/> Gharane 06 <input checked="" type="checkbox"/> Gharane 07 <input checked="" type="checkbox"/> Gharane 08 <input checked="" type="checkbox"/> Gharane 09 <input checked="" type="checkbox"/> Gharane 10 <input checked="" type="checkbox"/> Gharane 11 <input checked="" type="checkbox"/> Gharane 12 <input checked="" type="checkbox"/> Gharane 13 <input checked="" type="checkbox"/> Gharane 14 <input checked="" type="checkbox"/> Gharane 15 <input checked="" type="checkbox"/> Gharane 16 <input checked="" type="checkbox"/> Gharane 17 <input checked="" type="checkbox"/> Gharane 18 <input checked="" type="checkbox"/> Gharane 19 <input checked="" type="checkbox"/> Gharane 20

Design Documents General search - web... Search A Family Me...

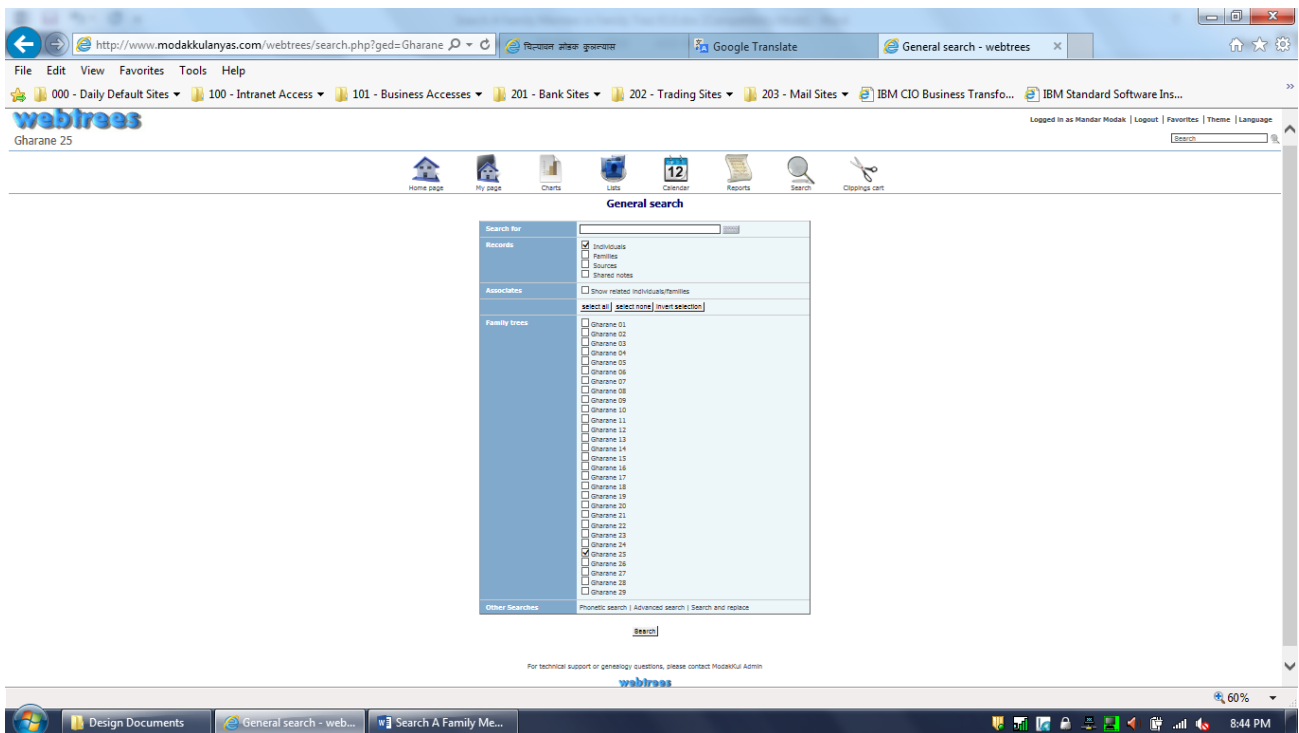
8:31 PM



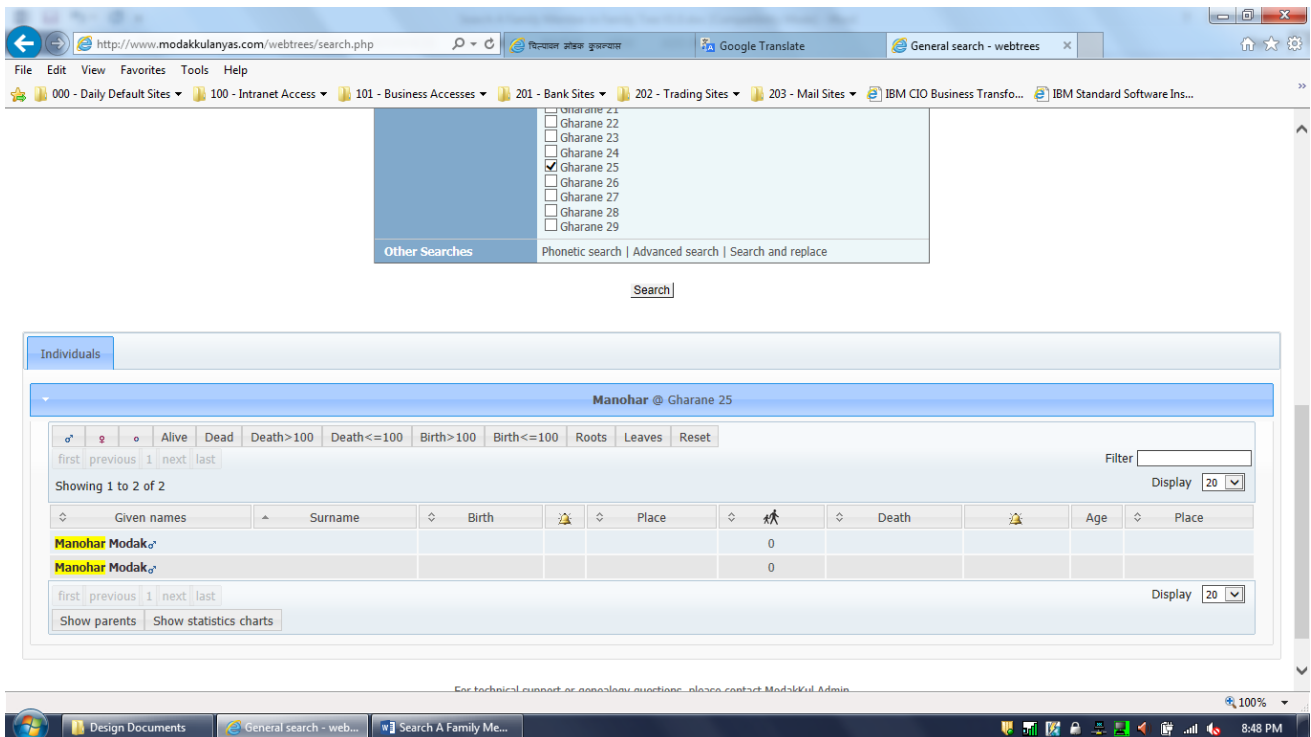
- In Screen 3 of above point you can see a list of Family Trees where a person with First Name Specified by you exists
- Click on the relevant Down Arrow (Shown in above screen 3) of the Family Tree & then click on the Person Name to see that members entry in On-Line Kulavruttant

Method 2 → General Search

- This method allows you to search a person only in specific family tree
- Click on **Home Page** icon & select the appropriate Family Tree from the drop down list
- Click on **Search** & select **General Search** Option below it which will show you the screen as shown



- Enter the First Name of the person whose record you want to search for & click **Search** button
- Now it will show you all the person records whose First Name is same as specified by you.



- Click on the Person Name to see that members entry in On-Line Kulavruttant

Method 3 → Advanced Search

- This method allows you to search a person only in specific family tree
- Click on **Home Page** icon & select the appropriate Family Tree from the drop down list
- Click on **Search** & select **Advanced Search** Option below it which will show you the screen as shown

Advanced search

Given names	Manohar	Exact	Father	
Surname		Sounds like	Given names	Ramchandra
Date of birth		Exact date	Surname	
Place of birth			Mother	
Date of marriage		Exact date	Given names	
Place of marriage			Surname	
Date of death		Exact date		
Place of death				

Add More Fields

Search

For technical support or genealogy questions, please contact ModakKul Admin

- Enter Maximum details that you can enter & then click on **Search** button
- Once the search is complete it will show you all the person records that match the provided information

Advanced search

Showing 1 to 1 of 1

Given names	Surname	Birth	Place	Death	Age	Place
Manohar Modak		0				

Show parents Show statistics charts

Add More Fields

- Click on the Person Name to see that members entry in On-Line Kulavruttant